

2.Sınıflar

Çarpma İşlemi

Defter Notları ve Çalışma Kağıtları




@huseyin.ogretmenn

ÇARPMA İŞLEMİ

* Tekrar eden sayılarla yapılan toplama işlemini kısa yoldan ifade etmemizi sağlayan işleme **çarpma işlemi** denir.

* Çarpma, toplamanın kısa yoludur.

* Çarpma işlemi 'x' sembolü ile gösterilir. Çarpı diye okunur.



$$2 + 2 + 2 + 2 + 2 = 10$$

► 5 kere 2 = 10 eder.

► 5 tane 2 = 10 eder.

► $5 \times 2 = 10$ eder.

► 5 defa 2 = 10 eder.

$$\begin{array}{r} * \\ 5 \\ \times 2 \\ \hline 10 \end{array}$$

→ çarpan
→ çarpan
→ çarpım

$$5 \times 2 = 10$$

çarpan çarpan çarpım

* Bir sayıyı 1 ile çarparsak, sonuç sayının **kendisi** olur.

* Bir sayıyı 0 ile çarparsak, sonuç her zaman 0 olur.

* Çarpma işleminde sayıların yerleri değişse bile sonuç değişmez.

Örnek: $5 \times 3 = 15$ \longleftrightarrow $3 \times 5 = 15$

Çarpma İşlemi

Aşağıdaki meyvelerde tekrar eden toplama işlemlerini çarpma işlemi şeklinde yazalım.

$$\begin{array}{cccccccc} \text{2 cherry} & + & \text{2 cherry} & + & \text{2 cherry} & + & \text{2 cherry} & + & \text{2 cherry} & + & \text{2 cherry} & + & \text{2 cherry} & = \\ 2 & & 2 & & 2 & & 2 & & 2 & & 2 & & 2 & \end{array}$$

7 tane 2 , 14 eder.

$$7 \times 2 = 14$$

$$\begin{array}{cccccccc} \text{2 strawberry} & + & \text{2 strawberry} & + & \text{2 strawberry} & + & \text{2 strawberry} & + & \text{2 strawberry} & = \\ \dots & & \dots & & \dots & & \dots & & \dots & \end{array}$$

..... tane, eder.

$$\dots \times \dots = \dots$$

$$\begin{array}{cccccccc} \text{3 apple} & + & \text{3 apple} & + & \text{3 apple} & + & \text{3 apple} & + & \text{3 apple} & = \\ \dots & & \dots & & \dots & & \dots & & \dots & \end{array}$$

..... tane, eder.

$$\dots \times \dots = \dots$$

$$\begin{array}{cccccccc} \text{2 pear} & + & \text{2 pear} & + & \text{2 pear} & + & \text{2 pear} & + & \text{2 pear} & + & \text{2 pear} & + & \text{2 pear} & = \\ \dots & & \dots & & \dots & & \dots & & \dots & & \dots & & \dots & \end{array}$$

..... tane, eder.

$$\dots \times \dots = \dots$$

$$\begin{array}{cccccccc} \text{5 orange} & + & \text{5 orange} & + & \text{5 orange} & = \\ \dots & & \dots & & \dots & & \dots & \end{array}$$

..... tane, eder.

$$\dots \times \dots = \dots$$

$$\begin{array}{cccccccc} \text{2 banana} & + & \text{2 banana} & + & \text{2 banana} & + & \text{2 banana} & + & \text{2 banana} & + & \text{2 banana} & = \\ \dots & & \dots & & \dots & & \dots & & \dots & & \dots & \end{array}$$

..... tane, eder.

$$\dots \times \dots = \dots$$

Çarpma İşlemi

Aşağıdaki sayılarda tekrar eden toplama işlemlerini çarpma işlemi şeklinde yazalım.



$$2 + 2 + 2 + 2 = 8$$

4 kere 2, 8 eder.

4 tane 2, 8 eder.

$$4 \times 2 = 8$$



$$2 + 2 + 2 + 2 + 2 = \dots$$

..... kere....., eder.

..... tane....., eder.

$$\dots \times \dots = \dots$$



$$2 + 2 + 2 + 2 + 2 + 2 = \dots$$

..... kere....., eder.

..... tane....., eder.

$$\dots \times \dots = \dots$$



$$3 + 3 + 3 = \dots$$

..... kere....., eder.

..... tane....., eder.

$$\dots \times \dots = \dots$$



$$3 + 3 + 3 + 3 + 3 = \dots$$

..... kere....., eder.

..... tane....., eder.

$$\dots \times \dots = \dots$$



$$1 + 1 + 1 + 1 + 1 + 1 = \dots$$

..... kere....., eder.

..... tane....., eder.

$$\dots \times \dots = \dots$$



$$4 + 4 + 4 + 4 = \dots$$

..... kere....., eder.

..... tane....., eder.

$$\dots \times \dots = \dots$$



$$5 + 5 + 5 + 5 + 5 = \dots$$

..... kere....., eder.

..... tane....., eder.

$$\dots \times \dots = \dots$$

Çarpma İşlemi

Aşağıda verilen ifadeleri çarpma işlemleri ile eşleştiriniz.

İki kere dört, sekiz eder.

$3 \times 3 = 9$

Dört tane üç, on iki eder.

$3 \times 5 = 15$

Beş çarpı beş, yirmi beş eder.

$10 \times 2 = 20$

Sekiz tane bir, sekiz eder.

$2 \times 4 = 8$

Beş kere dört, yirmi eder.

$16 \times 1 = 16$

On defa iki, yirmi eder.

$5 \times 5 = 25$

Üç tane üç, dokuz eder.

$5 \times 4 = 20$

Beş kere iki, on eder.

$4 \times 3 = 12$

Üç defa beş, on beş eder.

$8 \times 1 = 8$


On altı çarpı bir, on altı eder.

$5 \times 2 = 10$


Çarpma İşlemi

Aşağıdaki örneği inceleyiniz. Diğer çarpma işlemlerini örnekteki gibi yapınız.

1.Grup 2.Grup 3.Grup 4.Grup




Grup Sayısı: 4
Her Gruptaki Nesne Sayısı: 3




Grup Sayısı:
Her Gruptaki Nesne Sayısı:

..... × =




Grup Sayısı:
Her Gruptaki Nesne Sayısı:

..... × =



Grup Sayısı:
Her Gruptaki Nesne Sayısı:

..... × =







Grup Sayısı:
Her Gruptaki Nesne Sayısı:






..... × =











1 ile Çarpma İşlemi

Bir sayıyı 1 ile çarparsak, sonuç sayının kendisi olur. Bir rakamını ayna gibi düşünebilirsiniz. Aynaya baktığınızda kendinizi görürsünüz.



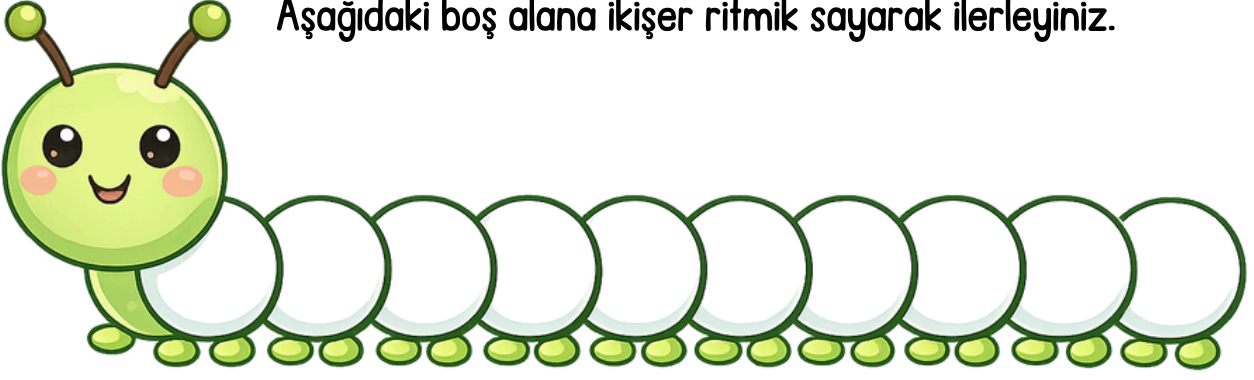
 $1 \times 1 = 1$  $2 \times 1 = 2$  $3 \times 1 = 3$  $4 \times 1 = 4$  $5 \times 1 = 5$











 $6 \times 1 =$  $7 \times 1 =$  $8 \times 1 =$  $9 \times 1 =$  $10 \times 1 =$

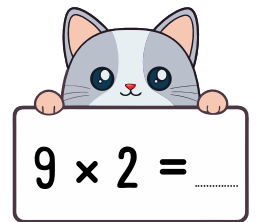
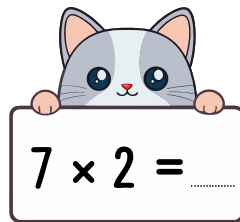
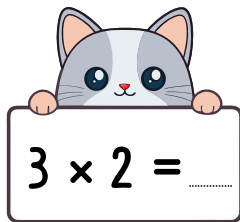
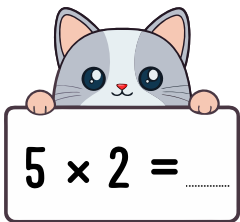
	$1 \times 1 = 1$
	$\dots \times 1 = \dots$
	$\dots \times 1 = \dots$
	$\dots \times 1 = \dots$
	$\dots \times 1 = \dots$
	$\dots \times 1 = \dots$
	$\dots \times 1 = \dots$
	$\dots \times 1 = \dots$
	$\dots \times 1 = \dots$
	$\dots \times 1 = \dots$

2 İle Çarpma İşlemi

Aşağıdaki boş alana ikişer ritmik sayarak ilerleyiniz.

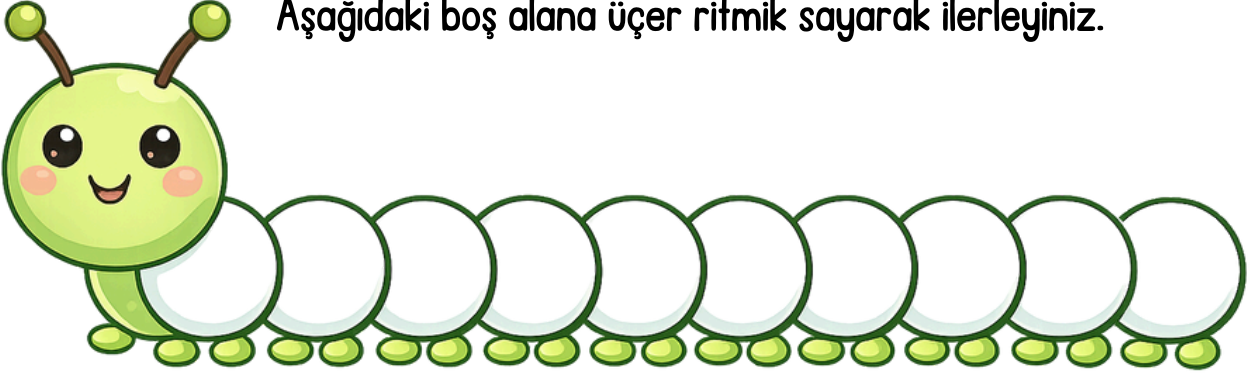












	$1 \times 2 = 2$
	$\dots \times 2 = \dots$
	$\dots \times 2 = \dots$
	$\dots \times 2 = \dots$
	$\dots \times 2 = \dots$
	$\dots \times 2 = \dots$
	$\dots \times 2 = \dots$
	$\dots \times 2 = \dots$
	$\dots \times 2 = \dots$
	$\dots \times 2 = \dots$



3 ile Çarpma İşlemi

Aşağıdaki boş alana üçer ritmik sayarak ilerleyiniz.



	$1 \times 3 = 3$
	$\dots \times 3 = \dots$
	$\dots \times 3 = \dots$
	$\dots \times 3 = \dots$
	$\dots \times 3 = \dots$
	$\dots \times 3 = \dots$
	$\dots \times 3 = \dots$
	$\dots \times 3 = \dots$
	$\dots \times 3 = \dots$
	$\dots \times 3 = \dots$



$2 \times 3 = \dots$



$5 \times 3 = \dots$



$6 \times 3 = \dots$



$10 \times 3 = \dots$














$9 \times 3 = \dots$

4 ile Çarpma İşlemi



Aşağıdaki boş alana dörder ritmik sayarak ilerleyiniz.


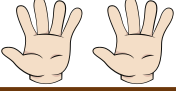

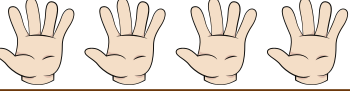

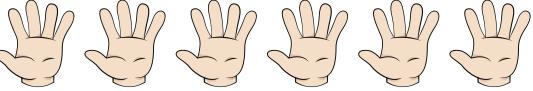




	$1 \times 4 = 4$
	$\dots \times 4 = \dots$
	$\dots \times 4 = \dots$
	$\dots \times 4 = \dots$
	$\dots \times 4 = \dots$
	$\dots \times 4 = \dots$
	$\dots \times 4 = \dots$
	$\dots \times 4 = \dots$
	$\dots \times 4 = \dots$
	$\dots \times 4 = \dots$







5 ile Çarpma İşlemi






















Aşağıdaki boş alana beşer ritmik sayarak ilerleyiniz.

	$1 \times 5 = 5$
	$\dots \times 5 = \dots$
	$\dots \times 5 = \dots$
	$\dots \times 5 = \dots$
	$\dots \times 5 = \dots$
	$\dots \times 5 = \dots$
	$\dots \times 5 = \dots$
	$\dots \times 5 = \dots$
	$\dots \times 5 = \dots$
	$\dots \times 5 = \dots$




Çarpma İşlemi


Aşağıdaki çarpma işlemlerini yapınız.





Çarpma İşlemi


Aşağıdaki çarpma işlemlerini yapınız.


$$\begin{array}{r} 8 \\ \times 1 \\ \hline \end{array}$$



$$\begin{array}{r} 4 \\ \times 1 \\ \hline \end{array}$$



$$\begin{array}{r} 5 \\ \times 1 \\ \hline \end{array}$$



$$\begin{array}{r} 7 \\ \times 2 \\ \hline \end{array}$$



$$\begin{array}{r} 4 \\ \times 2 \\ \hline \end{array}$$



$$\begin{array}{r} 2 \\ \times 2 \\ \hline \end{array}$$



$$\begin{array}{r} 5 \\ \times 3 \\ \hline \end{array}$$



$$\begin{array}{r} 7 \\ \times 3 \\ \hline \end{array}$$



$$\begin{array}{r} 9 \\ \times 3 \\ \hline \end{array}$$



$$\begin{array}{r} 1 \\ \times 4 \\ \hline \end{array}$$


$$\begin{array}{r} 4 \\ \times 4 \\ \hline \end{array}$$


$$\begin{array}{r} 5 \\ \times 4 \\ \hline \end{array}$$


$$\begin{array}{r} 0 \\ \times 5 \\ \hline \end{array}$$


$$\begin{array}{r} 3 \\ \times 5 \\ \hline \end{array}$$


$$\begin{array}{r} 8 \\ \times 5 \\ \hline \end{array}$$


✂ --- Çarpma İşlemi-Defter Etkinliği --- ✂

×	1	2	3	4	5	6	7	8	9	10
1										
2										
3										
4										
5										

×	1	2	3	4	5	6	7	8	9	10
1										
2										
3										
4										
5										

×	1	2	3	4	5	6	7	8	9	10
1										
2										
3										
4										
5										